

Solenoid driver - MACX MCR-EX-SL-SD-21-25-LP-SP - 2924113

Please be informed that the data shown in this PDF Document is generated from our Online Catalog. Please find the complete data in the user's documentation. Our General Terms of Use for Downloads are valid (<http://phoenixcontact.com/download>)




Ex i solenoid driver. For the intrinsically safe control of Ex i solenoid valves, alarm modules or LEDs installed in the Ex area. Current limitation at 25 mA. For gases up to Group IIC, loop-powered, electrical isolation, SIL 3. Push-in connection.

Your advantages

- ✓ Mechanically compatible with the DIN rail connector
- ✓ Various output characteristic curves compatible with standard solenoid valves
- ✓ Loop-powered: the required power is supplied via the control signal on the input side.
- ✓ Installation in zone 2, protection type "n" (EN 60079-15) permitted
- ✓ Up to SIL 3 according to IEC 61508
- ✓ 2-way electrical isolation
- ✓ Output [Ex ia] IIC/[Ex ia] IIB
- ✓ 19.2
30 V DC input



Key Commercial Data

Packing unit	1 pc
GTIN	 4 046356 338516
GTIN	4046356338516

Technical data

Note

Utilization restriction	EMC: class A product, see manufacturer's declaration in the download area
-------------------------	---

Dimensions

Width	12.5 mm
Height	99 mm
Depth	114.5 mm

Ambient conditions

Solenoid driver - MACX MCR-EX-SL-SD-21-25-LP-SP - 2924113

Technical data

Ambient conditions

Ambient temperature (operation)	-40 °C ... 60 °C (Any mounting position)
Ambient temperature (storage/transport)	-40 °C ... 80 °C
Maximum altitude	≤ 2000 m
Permissible humidity (operation)	10 % ... 95 % (non-condensing)
Degree of protection	IP20
Noise immunity	EN 61000-6-2

Output data

Minimum output voltage	5.5 V DC (At 25 mA)
Output characteristic curve: Output resistor	641.1 Ω (Internal resistance R _i)
Response time	20 ms

Compatible valves

Note	This is an extract of possible combinations of valves and solenoid drivers.
Compatible valve	Norgren Herion Coil 2080 / 2082
	Norgren Herion Coil 2081 / 2083
	Norgren Herion Coil 2084
	Hörbiger Piezo P8 38x RF-Nx-SPN65 30 V type
	Hörbiger Piezo P20 381RF-NG-CPN61 30 V type
	Samson Coil 3701-11 (6 V)
	Samson Coil 3701-12 (12 V)
	Samson Coil 3701-13 (24 V)
	Samson Coil 3963-11 (6 V)
	Samson Coil 3963-12 (12 V)
	Samson Coil 3963-13 (24 V)
	Samson Coil 3964-11 (6 V)
	Samson Coil 3964-12 (12 V)
	Samson Coil 3964-13 (24 V)
	Seitz Pilot valve PV 12F73 Ci oH
	Seitz Pilot valve PV 12F73 Xi oH
	Seitz Pilot valve PV 12F73 Xi oH-2

Power supply

Power dissipation	< 0.845 W
-------------------	-----------

Connection data

Connection method	Push-in connection
Stripping length	8 mm
Conductor cross section solid	0.2 mm ² ... 1.5 mm ²
Conductor cross section flexible	0.2 mm ² ... 1.5 mm ²
Conductor cross section AWG	24 ... 16

General

Solenoid driver - MACX MCR-EX-SL-SD-21-25-LP-SP - 2924113

Technical data

General

No. of channels	1
Maximum temperature coefficient	0.01 %/K
Status display	Yellow LED (switching state / status, lights up when output circuit is active)
Flammability rating according to UL 94	V0
Degree of pollution	2
Overvoltage category	II
Electromagnetic compatibility	Conformance with EMC directive
Interference emission	EN 61000-6-4
Housing material	PA 6.6-FR
Color	gray
Designation	Output/input
Electrical isolation	375 V (Peak value in accordance with EN 60079-11)
	300 V _{rms} (Rated insulation voltage (overvoltage category II; degree of pollution 2, safe isolation as per EN 61010-1))
	2.5 kV (50 Hz, 1 min., test voltage)
Conformance	CE-compliant, additionally EN 61326
ATEX	# II (1) G [Ex ia Ga] IIC/IIB/IIA
	# II (1) D [Ex ia Da] IIIC
	# II 3 (1)G Ex nA [ia IIC Ga] IIC T4 Gc X
IECEX	[Ex ia Ga] IIC/IIB/IIA
	[Ex ia Da] IIIC
	Ex nA [ia IIC Ga] IIC T4 Gc
UL, USA/Canada	Class I Div 2; IS for Class I, II, III Div 1
SIL	3

Safety characteristic data

Integrity requirement	IEC 61508 - Low demand
Equipment type	Type A
Safety Integrity Level (SIL)	3
Safe Failure Fraction (SFF)	100 %
λ_{SU}	2.84×10^{-7} (284 FIT)
λ_{SD}	0
λ_{DU}	0
λ_{DD}	0
Probability of a hazardous failure on demand (PFD _{AVG})	0 (1 year)
	0 (5 years)
	0 (10 years)
Diagnostic coverage (DC)	DC _S =0 %, DC _D =0 %

Safety data

Input power P _i	negligible
----------------------------	------------

Solenoid driver - MACX MCR-EX-SL-SD-21-25-LP-SP - 2924113

Technical data

Safety data

Max. internal inductance L_i	negligible
Max. internal capacitance C_i	negligible
Max. output voltage U_o	25.1 V
Max. output current I_o	39 mA
Max. output power P_o	245 mW
Group	IIC
Max. external inductivity L_o	22 mH
Max. external capacity C_o	0.108 μ F
Group	IIB
Max. external inductivity L_o	90 mH
Max. external capacity C_o	0.83 μ F
Group	IIA
Max. external inductivity L_o	170 mH
Max. external capacity C_o	2.93 μ F
Safety-related maximum voltage U_m	253 V AC (125 V DC)

Standards and Regulations

Electromagnetic compatibility	Conformance with EMC directive
Noise emission	EN 61000-6-4
Flammability rating according to UL 94	V0
Conformance	CE-compliant, additionally EN 61326
ATEX	# II (1) G [Ex ia Ga] IIC/IIB/IIA
	# II (1) D [Ex ia Da] IIIC
	# II 3 (1)G Ex nA [ia IIC Ga] IIC T4 Gc X
IECEX	[Ex ia Ga] IIC/IIB/IIA
	[Ex ia Da] IIIC
	Ex nA [ia IIC Ga] IIC T4 Gc
UL, USA/Canada	Class I Div 2; IS for Class I, II, III Div 1
DNV GL-Temperature	B
DNV GL-Humidity	B
DNV GL-Vibration	A
DNV GL-EMC	A
DNV GL-Enclosure	Required protection according to the Rules shall be provided upon installation on board
Group	IIC
	IIB
	IIA

Environmental Product Compliance

China RoHS	Environmentally Friendly Use Period = 50
------------	--

Solenoid driver - MACX MCR-EX-SL-SD-21-25-LP-SP - 2924113

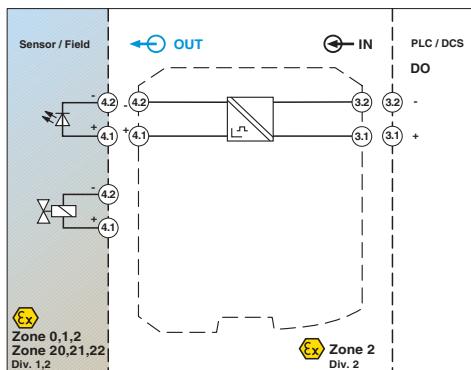
Technical data

Environmental Product Compliance

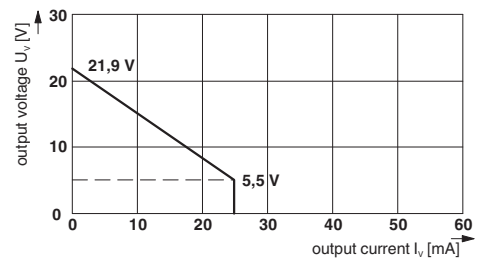
	For details about hazardous substances go to tab "Downloads", Category "Manufacturer's declaration"
--	---

Drawings

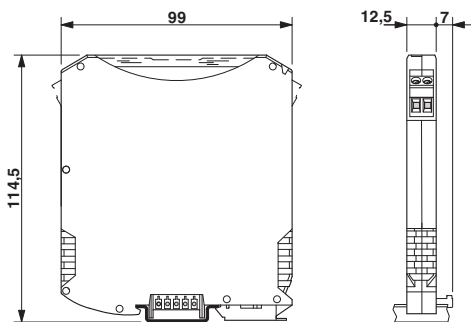
Block diagram



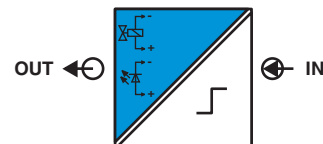
Diagram



Dimensional drawing



Pictogram



Approvals

Approvals

Approvals

UL Listed / cUL Listed / Functional Safety / DNV GL / cULus Listed

Ex Approvals

IECEX / ATEX / UL Listed / cUL Listed / EAC Ex / cULus Listed

Solenoid driver - MACX MCR-EX-SL-SD-21-25-LP-SP - 2924113

Approvals

Approval details

UL Listed		http://database.ul.com/cgi-bin/XYV/template/LISEXT/1FRAME/index.htm	FILE E 330267
-----------	--	---	---------------

cUL Listed		http://database.ul.com/cgi-bin/XYV/template/LISEXT/1FRAME/index.htm	FILE E 330267
------------	--	---	---------------

Functional Safety			16/04-017 R025 V1R1
-------------------	--	--	------------------------

DNV GL		https://approvalfinder.dnvgl.com/	TAA000020C
--------	--	---	------------

cULus Listed			
--------------	--	--	--

Phoenix Contact 2019 © - all rights reserved
<http://www.phoenixcontact.com>

PHOENIX CONTACT GmbH & Co. KG
Flachsmarktstr. 8
32825 Blomberg
Germany
Tel. +49 5235 300
Fax +49 5235 3 41200
<http://www.phoenixcontact.com>